



STAMA MAESTRO

- ELECTRIC VEHICLES FOR PEOPLE AT WORK

A new range of vehicles with high driving comfort, solid construction and speeds of up to 70 km/h

STAMA

STENSBALLE

NESBO

ELKÆR

STAMA MAESTRO MT10 & MT15



A new product has now been added to the range of STAMA electric vehicles.

STAMA Maestro is a vehicle with high driving comfort, thanks to a luxurious and quiet cabin, and an excellent suspension.

Among the many standard features are, for example, comfortable seats with 3-point seat belt, rear window, maintenance-free Lithium-ion batteries and carbon-free electric motor.

The vehicle is available with a wide variety of flatbeds or bodies, with and without tips.

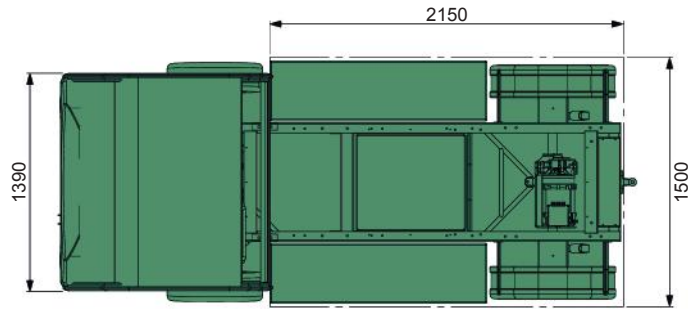
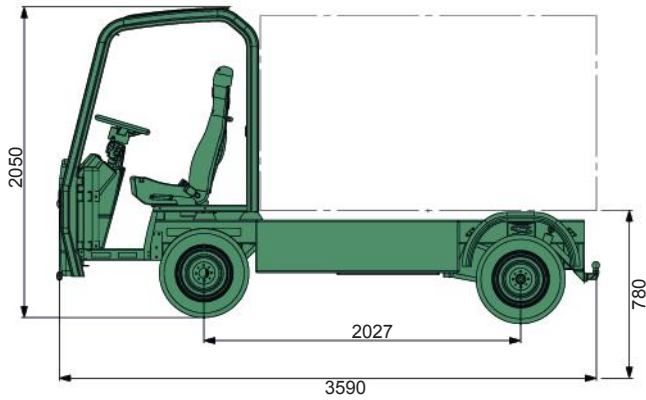
With 1,000 kg load capacity and speeds up to 70 km / h, STAMA Maestro is the obvious choice if you want a reliable, quiet and emission-free vehicle to help with the many tasks that exist around the maintenance of green areas, residential areas, institutions, city centers etc.

The maximum speed is programmable.

STAMA Maestro is type-approved in the EU and can therefore easily be registered for driving on public roads in all EU countries.



Tekniske data



STANDARD equipment - MT10 & MT15

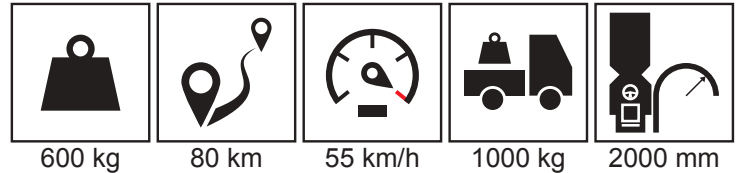
- Lithium-ion batteries with 5 year warranty
- Internal charger
- Disc brake
- Large and quiet cabin with doors and rear window
- Washer and wiper for front window incl. container
- 3G monitoring
- Double suspension
- Seat with 3-point seat belt
- Carbon-free electric motor

EXTRA equipment - MT10 & MT15

- Fixed flatbed with drop-sides or high drop-sides with net
- Hydraulic tipper with drop-sides or high drop-sides with net
- Servo powered steering
- Beacon revolving light
- Trailer hitch
- Separate battery for hydr. Tipper
- Cabin heating, Webasco (diesel)
- Winter season tires with steel rims
- Pedestrian buzzer

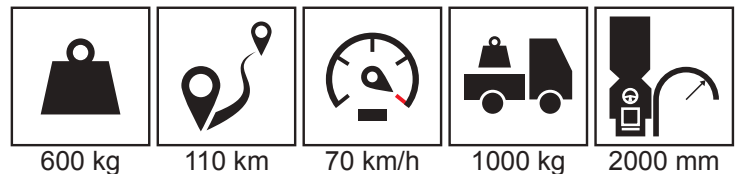
STAMA MAESTRO MT10

Electric motor: 48 V - 8 kW
 Battery: 10,2 kW - 200 amp. h



STAMA MAESTRO MT15

Electric motor: 72 V - 9 kW
 Battery: 14,4 kW - 200 amp. h





NOTE: The images in this brochure are often shown with optional extras

GMR MASKINER A/S IS ALSO...

- SWEEPERS
- GRASS EQUIPMENT
- SNOW REMOVING EQUIPMENT
- HEDGE AND TREE CUTTERS
- ENVIROMENT MACHINES

Icon explanation:



Weight
in kg



Estimated
mileage in km
per charge



Max. speed



Load capacity
in kg



Internal
turning radius

GMR 
Care for the ground

Saturnvej 17
DK-8700 Horsens

www.gmr.dk

Dealer: